




FOOTHILL-DE ANZA
COMMUNITY COLLEGE DISTRICT
Police Department
2025 Annual RIPA Report

5/15/2026





FOOTHILL-DE ANZA
COMMUNITY COLLEGE DISTRICT



TABLE OF CONTENTS

MESSAGE FROM THE CHIEF 3

DISTRICT POLICE DEPARTMENT 4

 Foothill-De Anza Police Core Values 5

COLLEGE INFORMATION 6

 College Statistics, Headcount-Unduplicated 6

 Housing 6

EXECUTIVE SUMMARY 6

 Background 6

 Definitions 7

STATISTICAL DATA REVIEW 8

 Information Collected 9

 Exceptions to the Rule 9

2025 STOP DATA 10

 Reason for Stop 10

 Results of Stop 11

 Perceived Race 12

 Perceived Gender 13

 Perceived LGBT 14

DISTRICT DEMOGRAPHICS 15

 Foothill College Demographics 15

 De Anza College Demographics 17

SANTA CLARA COUNTY DEMOGRAPHICS 19

Appendix A 21

Appendix B 21

Appendix C 22

MESSAGE FROM THE CHIEF

Foothill-De Anza Community College District Police Department is pleased to release the annual Racial and Identity Profiling Act (RIPA) Report for the 2025 calendar year. This Report examines a wide range of areas related to racial and identity profiling, providing context to deepen the public's understanding of stop data that has been collected.

In the Executive Summary, we provide a broad overview of RIPA's background which includes the stop data collected from Foothill-De Anza Police Department from January 1, 2025 to December 31, 2025.



The primary goal of Foothill-De Anza Police Department is to create a learning environment in which the safety of faculty, staff, and students is the first priority. As members of this diverse community, we all share the responsibility to collaboratively work together to maintain the safest environment possible. We are a fully accredited, Commission on Police Officer Standards and Training (POST) participating agency within the State of California whose authority is granted from Section 830.32 of the California Penal Code. Police services are available every calendar day of the year to protect all persons and property throughout the district. We embody a community-oriented approach to solving problems and enforcing laws.

In addition to law enforcement services, we provide crime prevention tips, safety escorts, outreach and training events, vehicle battery boosts, assistance with vehicle lockouts and safety programs. The Foothill-De Anza Police Department maintains two stations, the locations of which are shown below. You can also connect to our website at <https://police.fhda.edu>.

Foothill College, Campus Center
Room #2103
12345 El Monte Road
Los Altos Hills, CA 94022

De Anza sub-station
Hinson Campus Center, Lower Level
21250 Stevens Creek Boulevard
Cupertino, CA 95014

A safe and welcoming campus requires mutual cooperation, shared responsibility, respect, and integrity. Let's each do our part to foster a supportive and safe environment for all.

John Worley

Chief of Police

DISTRICT POLICE DEPARTMENT

The Foothill-De Anza Community College District Police Department provides law enforcement services for the district from 6 a.m. to 12 a.m. (midnight) seven days a week at the Foothill College and De Anza College campuses. Patrol operations are managed by Sergeants and staffed with ten full-time police officers working ten-hour shifts. The Santa Clara County Sheriff's Office provides police services from 12 a.m. (midnight) to 6 a.m.



Our mission is to provide safety and security by protecting the college community and its resources. This is effectively achieved through community engagement and partnerships. Through our close, professional working relationship with the Santa Clara County Sheriff's Office (which provides service in Cupertino and Los Altos Hills), Foothill - De Anza Police Officers are available to render aid to the Sheriff's Office for calls surrounding the Foothill and De Anza campuses.

To fulfill the responsibility of providing public safety and security for Foothill and De Anza Colleges, we utilize a multifaceted approach. The Police Department uses vehicular, motorcycle, bicycle, and foot patrols for high visibility. Our full-service department balances reactive responses to criminal incidents and emergencies with a proactive focus on reducing or preventing criminal activity that may compromise public safety and security.

The Foothill-De Anza Police Department is a full-service law enforcement agency, employing sworn police officers whose law enforcement authority is granted under Section 830.32 of the California Penal Code. The authority of these officers extends anywhere within the State of California. The Police Department also employs non-sworn Community Service Officers and Police Student Aides.

The Foothill-De Anza Community College District Board of Trustees created the District Police Department in 2001 by combining the Foothill College Police Department and the De Anza Campus Safety and Security Department. The current department operates in accordance with district board policy 6870, Police Department and 3321 Local Law Enforcement. Education Code 72330 et seq., authorizes the district to create and maintain a college district police department.



Foothill-De Anza Police Core Values

P.R.I.D.E.

PROFESSIONALISM - We are dedicated to training, education, and individual self-discipline.

RESPECT - We treat all persons with dignity and in a courteous manner, exhibiting understanding of ethnic and cultural diversity, both in our professional and personal endeavors.

INTEGRITY - Integrity is the foundation of the Foothill-De Anza Community College District Police Department. We maintain the highest standards of ethical conduct in all relations.

DUTY - We provide quality service in an efficient and accessible manner. We treat each event and citizen interaction as though the entire success of the department rests upon our performance.

EQUITY - We respond to all people impartially, with consideration and compassion. We are equally responsive to the needs of our faculty, staff, students, and the community we serve.

COLLEGE INFORMATION

College Statistics, Headcount-Unduplicated

Foothill College		De Anza College	
12345 El Monte Rd. Los Altos Hills, CA		21250 Stevens Creek Blvd. Cupertino, CA	
Founding Date:	1957	Founding Date:	1967
Campus Size:	122 acres	Campus Size:	112 acres
Headcount (Spring, 2025)	11,779	Headcount (Spring, 2025)	15,790
Headcount (Fall, 2025)	14,135	Headcount (Fall, 2025)	18,145

Housing

The Foothill–De Anza Student Housing program officially opened for students in Summer 2025 and provides affordable apartment-style housing in Cupertino for students attending both colleges. The housing community includes 94 apartments with approximately 332–350 student bed spaces, located within walking distance of De Anza College and a short drive from Foothill College.

As of October 2025, approximately 48 students were actively living in the housing community, including students from both colleges, with additional phased renovations and expansion efforts continuing to support long-term student housing needs.

EXECUTIVE SUMMARY

Background

In 2015, the State of California passed Assembly Bill No. 953 (AB 953), otherwise known as the Racial and Identity Profiling Act (RIPA). AB 953, hereafter referred to simply as RIPA, requires that law enforcement agencies in the state of California collect perceived demographic data from specified police contacts.

The collection requirement of this statute was implemented in waves, with each wave having a staggered commencement date based on agency size. Agencies with 1,000+ peace officers are referred to as “Wave 1” and given a start date of July 1, 2018. Agencies with 667-999 peace officers fell into “Wave 2”. Agencies with 334-666 peace officers in “Wave 3” and 1-333 peace officers are “Wave 4”.

Reporting Wave	Size of Agency	Data Collection Begins	Data Must be Reported to DOJ	Approx. # of Agencies
1	1,000+	July 1, 2018	April 1, 2019	8
2	667-999	Jan. 1, 2019	April 1, 2020	7
3	334-666	Jan. 1, 2021	April 1, 2022	10
4	1-333	Jan. 1, 2022	April 1, 2023	400+

As a Wave 4 agency, Foothill-De Anza Police Department was required to begin collecting perceived demographic data on January 1, 2022. This data, referred to by RIPA as “stop data,” is to be collected in accordance with the California Code of Regulations and submitted to the Department of Justice on a yearly basis.

As outlined by the California Code of Regulations (11 CCR § 999.224), RIPA stop data must be collected during police contacts matching either of the following criteria:

- (1) Any detention, as defined above in these regulations, by a peace officer of a person; or
- (2) any peace officer interaction with a person in which the officer conducts a search, as defined in these regulations.

It should be noted that, although titled “stop,” the RIPA data stop requirement does not only apply to police-initiated activity, i.e., traffic stops, and can be triggered at any point during any police contact. These contacts can include, but are not limited to, calls for service, consensual contacts, and non-enforcement related community events.

Specified data fields for each RIPA stop must be completed at the end of every qualifying contact and certain data collected is based on the officer’s perception. Therefore, it is important to note that the way an officer perceives any given individual might differ from the way that individual identifies themselves.

The Foothill-De Anza Community College District Police Department welcomes the opportunity to use this data to continuously maintain and improve upon our longstanding core values.

Definitions

“**Stop**” for purposes of these regulations, means:

- any detention, as defined in these regulations, by a peace officer of a person; or
- any peace officer interaction with a person in which the officer conducts a search, as defined in these regulations.

“Detention” unless otherwise provided in regulations, means a seizure of a person by an officer that results from physical restraint, unequivocal verbal commands, or words or conduct by an officer that would result in a reasonable person believing that he or she is not free to leave or otherwise disregard the officer.

“Search” unless otherwise provided in regulations, means a search of a person’s body or property in the person’s possession or under his or her control, and includes a pat down search of a person’s outer clothing as well as a consensual search.

Examples: traffic stops (to include any passengers who are also detained or searched), ped stops, or someone detained as part of a call for service.

STATISTICAL DATA REVIEW

The information presented in this report is representative of the 2025 statistical data gathered within the jurisdiction of the Foothill-De Anza Community College District. The statistical data presented herein is reflective of the data elements required by the statute at the time the data was collected.

As outlined by the California Code of Regulations (11 CCR § 999.224), RIPA stop data is based on the perceptions of the officer most involved in the RIPA stop. Said data will hereafter be referred to as “perceived” data.

Some of these perceived data elements include:

- Perceived Race or Ethnicity of Person Stopped
- Perceived Gender of Person Stopped
- Person Stopped Perceived to be LGBT
- Perceived Age of Person Stopped
- Person Stopped Has Limited or No English Fluency
- Perceived or Known Disability of Person Stopped

Once the conditions of RIPA are triggered, specific officer actions have been designated as being required data elements and must be submitted by the officer most involved at the conclusion of each RIPA stop.

Some of these actions include:

- Reason for stop
- Result of the stop
- Actions taken during the stop

Information Collected

*With respect to the person stopped, the officer must report their own perceptions, based upon personal observation only (and not through any other means, such as asking the person or referring to identification), regarding the following:

- The race or ethnicity of the stopped person as perceived by the officer*
- The gender of the stopped person as perceived by the officer*
- Whether the officer perceived the stopped person to be LGBT*
- The perceived age of the stopped person as perceived by the officer*
- Whether the officer perceived the stopped person as having limited or no English fluency*
- The perceived or known disability of the stopped person*
- The reason for the stop (such as, the officer stopped the person for a traffic violation or because the officer had reasonable suspicion that the person committed a crime)
- Whether the stop was made in response to a call for service
- All the actions taken by the officer during the stop (e.g., curbside detention, handcuffed or flex cuffed, firearm pointed at person, firearm discharged or used, whether a search was conducted and whether the officer asked for consent to search the person or person's property, and whether consent was given).
- The basis for any search
- Whether any contraband of evidence is discovered
- The result of the stop (such as, the officer arrested the person or took no action)
- The officer's identification number, which is the permanent identification number assigned by the officer's law enforcement agency to the reporting officer and which will be used for all stop data reporting to the Department
- The officer's years of experience at the time of the stop
- The officer's assignment at the time of the stop (such as patrol or gang enforcement)

Exceptions to the Rule

In General, the following are not subject to RIPA:

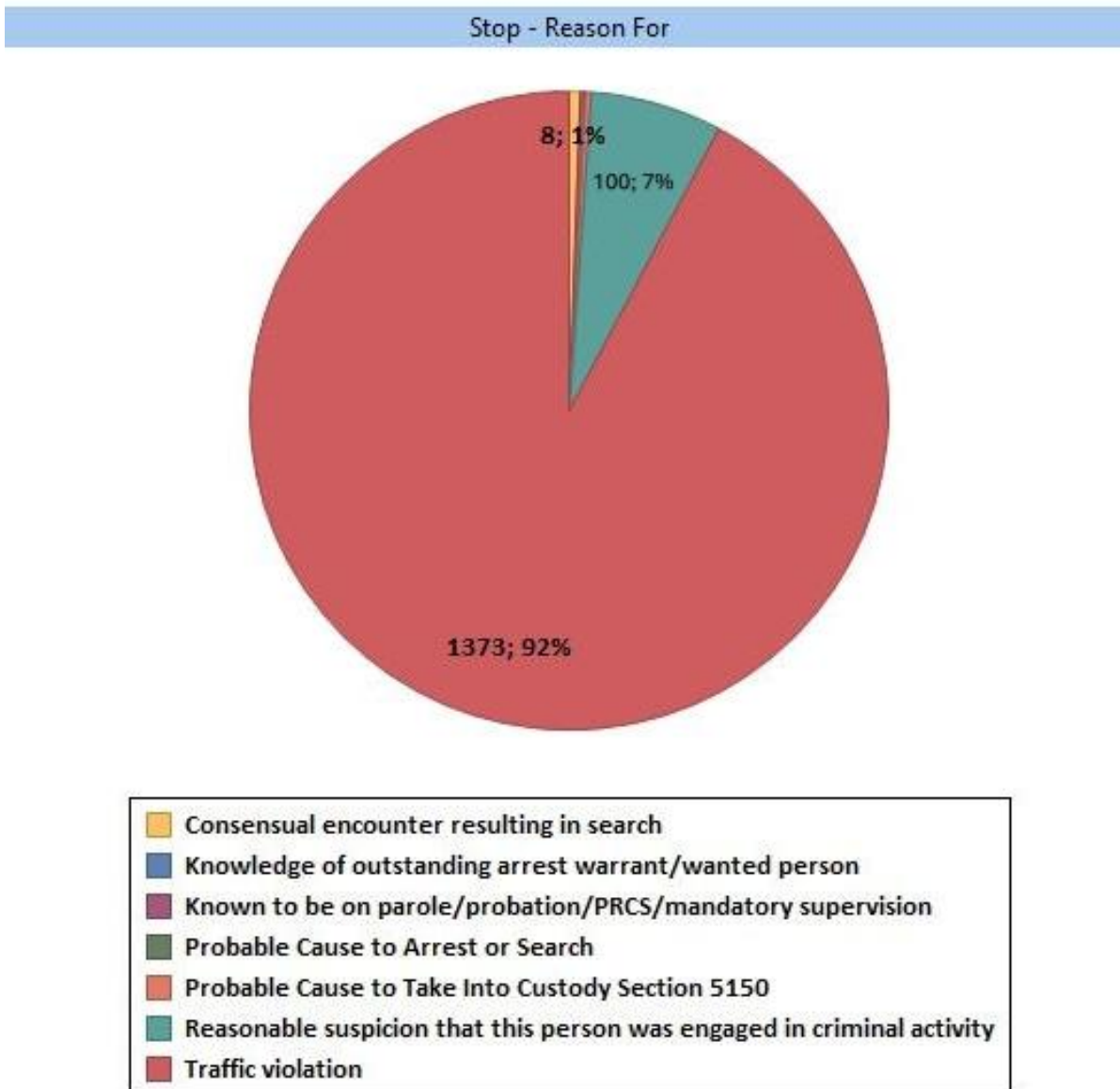
- Mass evacuations*
- Active shooter*
- Checking ID to verify age investigating underage drinking*
- DUI checkpoints*
- Search Warrant/Home Detention/House Arrest*
- If someone flees (either on foot or in a vehicle) and is not apprehended

2025 STOP DATA

The following report has been compiled using Foothill-De Anza Community College District Police RIPA stop data from the period of January 1, 2025, to December 31, 2025.

Reason for Stop

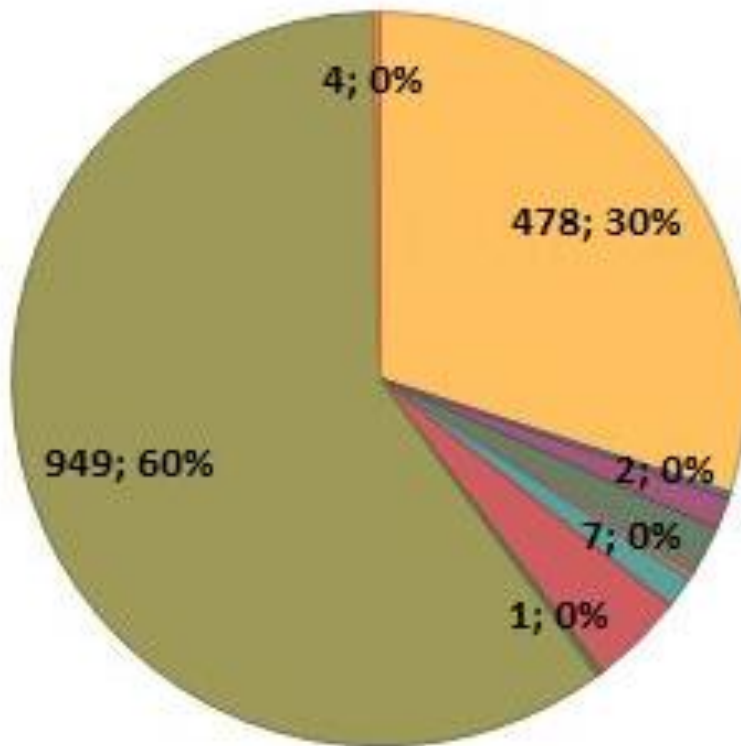
The Reason for Stop refers to the primary reason the officer initiated the stop of an individual. The top Reasons for a Stop are: Traffic Violation 92% (1373) and Reasonable Suspicion 7% (100).



Results of Stop

The Result of Stop refers to the results of what occurred after the RIPA stop was completed. Note, a single stop may have multiple results due to the number of individuals on the stop and the law enforcement findings during the stop. The top three Results of Stop are: Verbal Warning 60% (949) Citation for Infraction 30% (478), No Action Taken 4% (66). Custodial arrest without warrant 2% (32) and In-field cite and release 1% (22).

Stop - Result

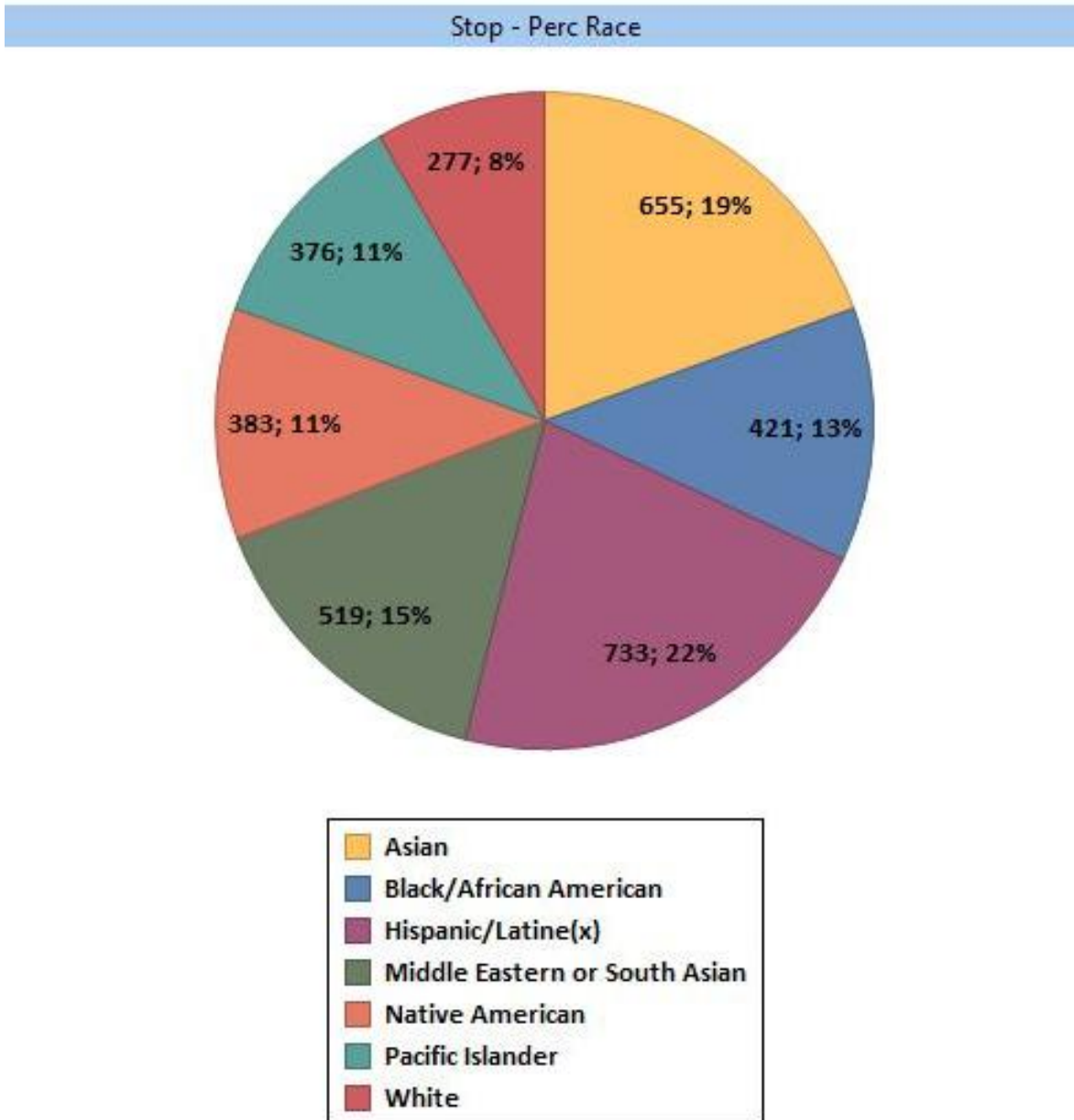


- Citation for infraction
- Contacted parent/legal guardian or other person responsible for the minor
- Custodial arrest pursuant to outstanding warrant
- Custodial arrest without warrant
- Field interview card completed
- In-field cite and release
- No action
- Noncriminal transport or caretaking transport (including transport by officer, ambulance or other ag
- Psychiatric hold (W&I Code 5150 or 5585.20)
- Warning - Verbal
- Warning - Written

Perceived Race

The top perceived races during the stop included 22% (733) Hispanic, 19% (655) Asian, 15% (519) Middle Eastern or South Asian, 13% (421) Black/African American, 11% Pacific Islander and Native American and 8% (277) White. *Per the RIPA requirements, multiple races could be selected for each person stopped.

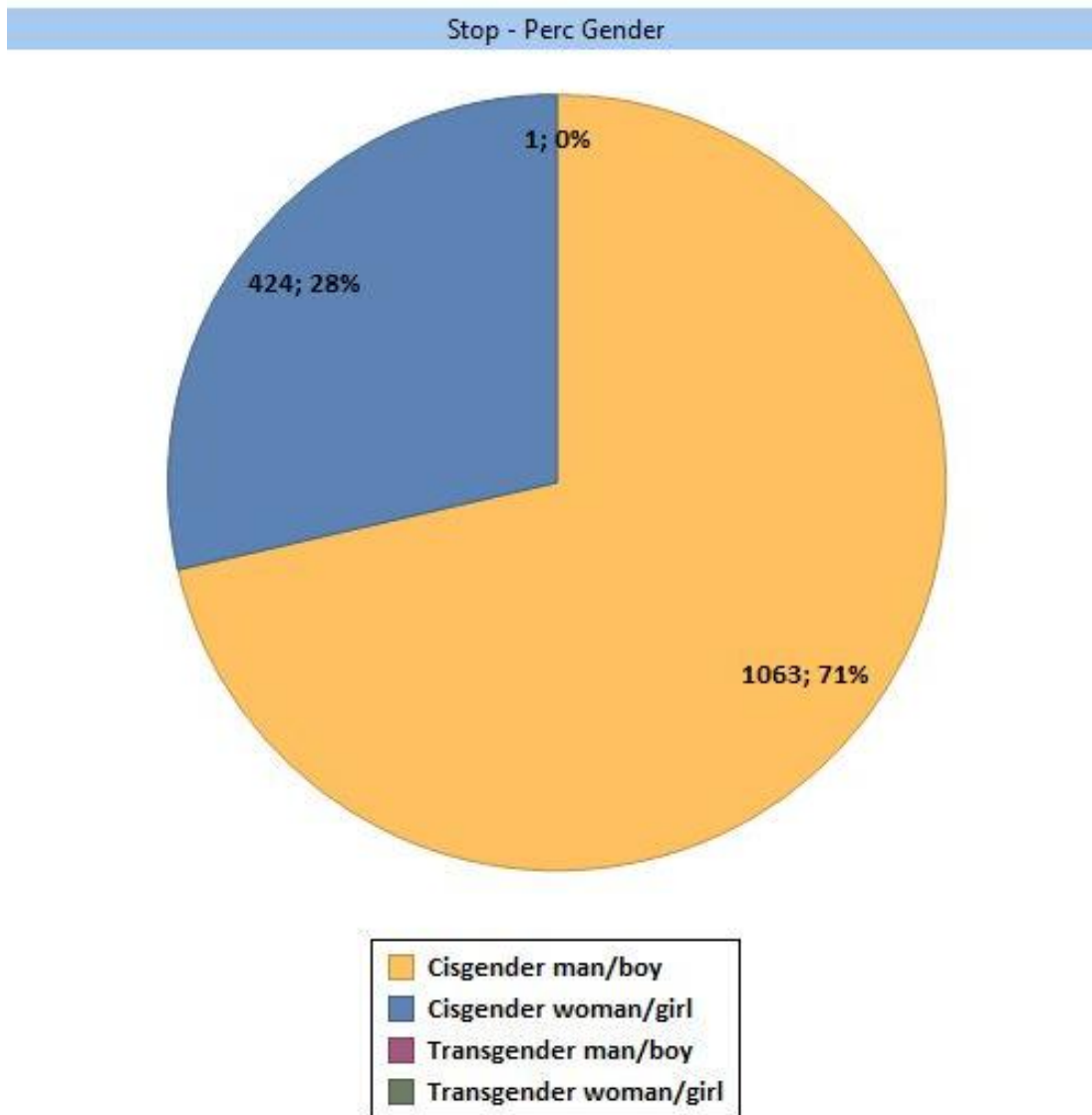
*For additional information see Government Code Section 12525.5; 11 CCR §999.226(a)(4)



Perceived Gender

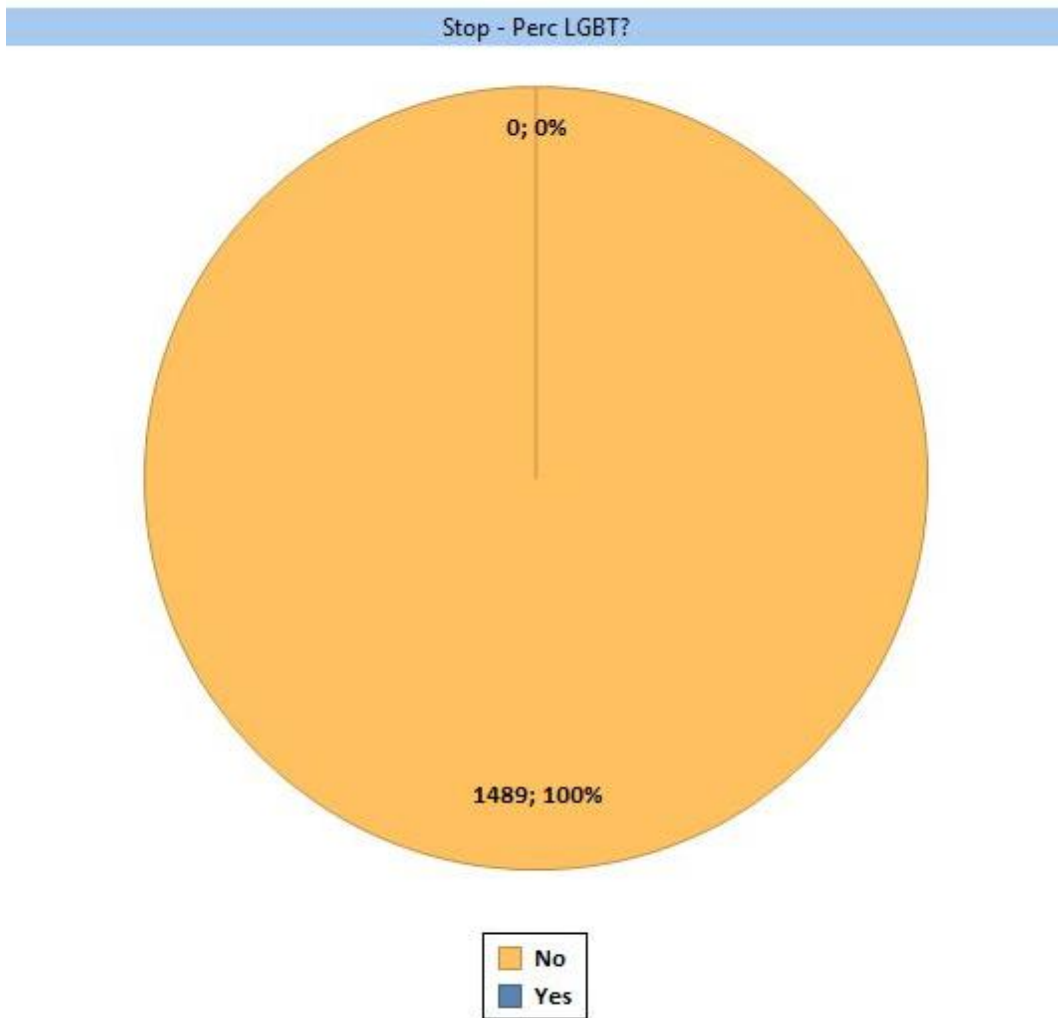
Most of the stops were conducted on individuals perceived as male, 71% and 28% of the stops were conducted on individuals perceived as female. *Per the RIPA requirements, a gender along with gender non-conforming could both be selected in a single entry.

*For additional information see California Government Code Section 12525.5 §999.226(a)(7)



Perceived LGBT

People perceived as LGBTQ+ made up 0% (0) of all stops/searches by officers. When either transgender or gender non-conforming is selected, the application will automatically select LGBTQ+ as the perceived sexual orientation.

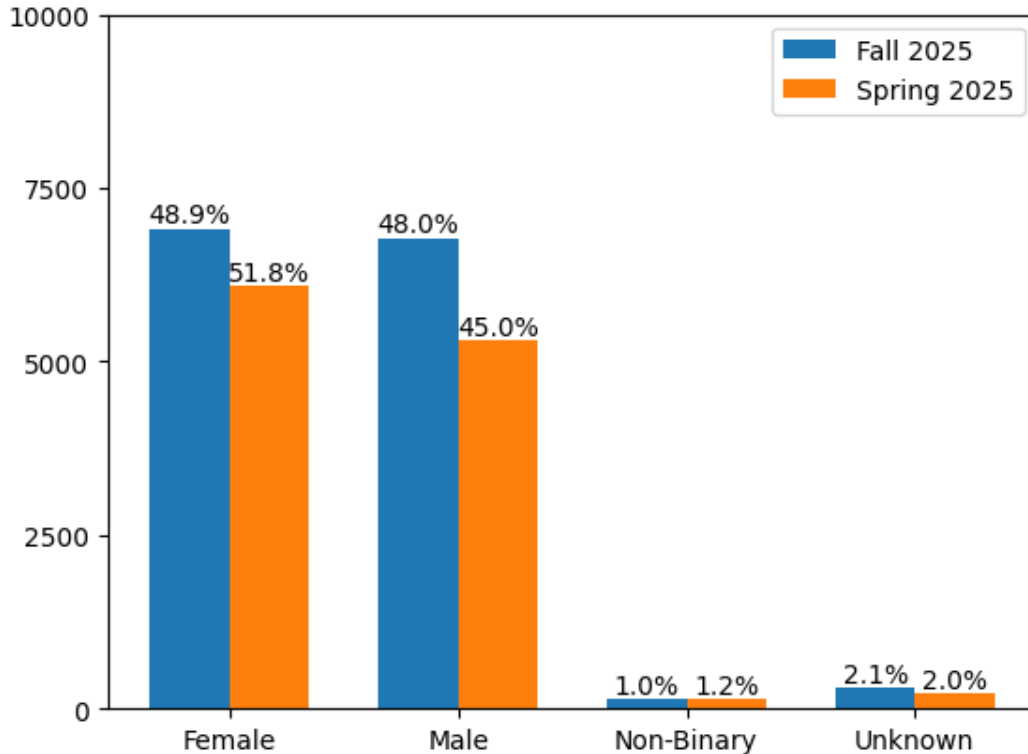


DEMOGRAPHICS

Foothill College Demographics: Gender

Fall 2025 (Total: 14,135)
 Female: 6,916 (48.9%)
 Male: 6,783 (48.0%)
 Non-Binary: 137 (1.0%)
 Unknown: 299 (2.1%)

Spring 2025 (Total: 11,779)
 Female: 6,102 (51.8%)
 Male: 5,299 (45.0%)
 Non-Binary: 146 (1.2%)
 Unknown: 232 (2.0%)



Foothill College Demographics: Ethnicity

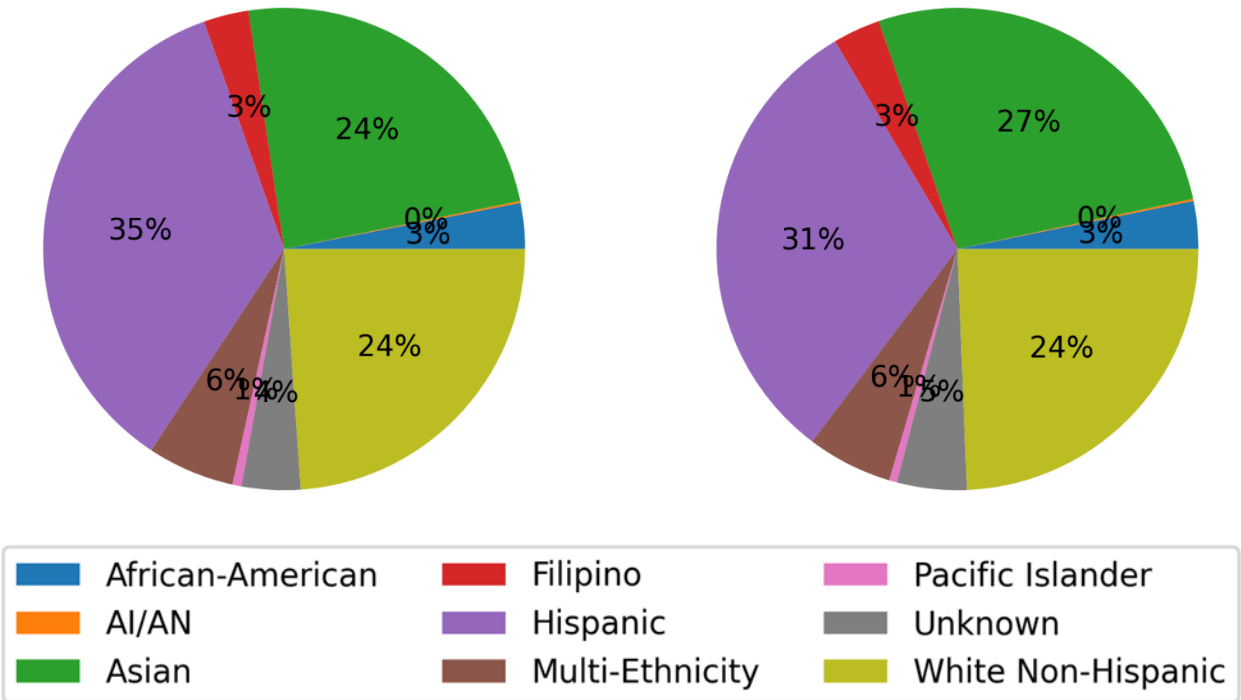
Fall 2025 (Total: 14,135)
 African-American: 434 (3.1%)
 American Indian/Alaskan Native: 19 (0.1%)
 Asian: 3,416 (24.2%)
 Filipino: 427 (3.0%)
 Hispanic: 4,991 (35.3%)
 Multi-Ethnicity: 828 (5.9%)
 Pacific Islander: 86 (0.6%)
 Unknown: 556 (3.9%)
 White Non-Hispanic: 3,378 (23.9%)

Spring 2025 (Total: 11,779)
 African-American: 377 (3.2%)
 American Indian/Alaskan Native: 17 (0.1%)
 Asian: 3,175 (27.0%)
 Filipino: 375 (3.2%)
 Hispanic: 3,678 (31.2%)
 Multi-Ethnicity: 674 (5.7%)
 Pacific Islander: 62 (0.5%)
 Unknown: 550 (4.7%)
 White Non-Hispanic: 2,871 (24.4%)

Source: https://datamart.cccco.edu/students/Student_Headcount_Term_Annual.aspx

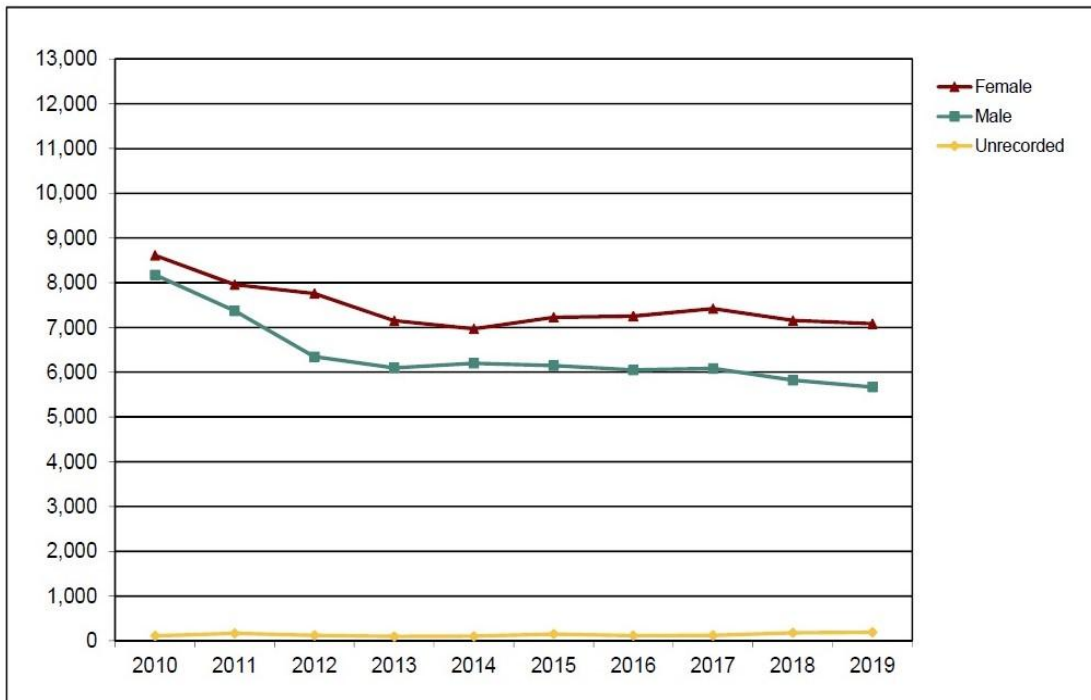
Fall 2025

Spring 2025



Foothill College Demographics: Gender Ten Year Trends

Fall End-of-Term Headcount Frequency Distribution by Gender

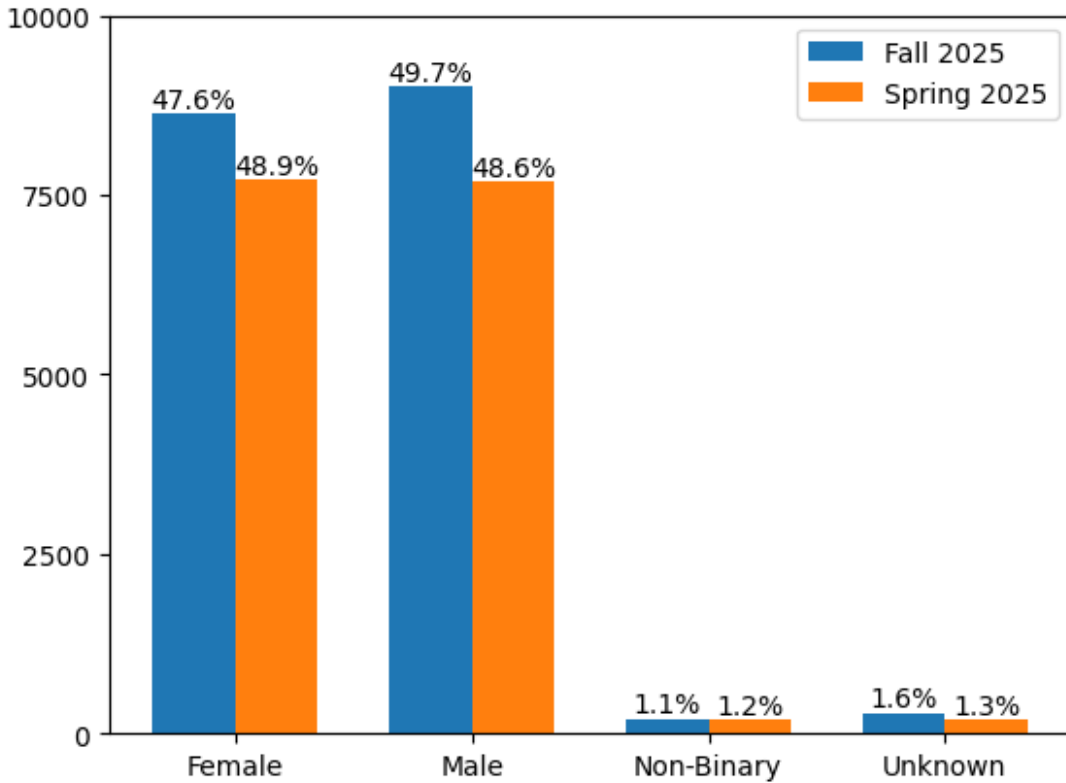


Source: <https://research.fhda.edu/>

De Anza College Demographics: Gender

Fall 2025 (Total: 18,145)
 Female: 8,628 (47.6%)
 Male: 9,023 (49.7%)
 Non-Binary: 206 (1.1%)
 Unknown: 288 (1.6%)

Spring 2025 (Total: 15,790)
 Female: 7,723 (48.9%)
 Male: 7,681 (48.6%)
 Non-Binary: 188 (1.2%)
 Unknown: 198 (1.3%)



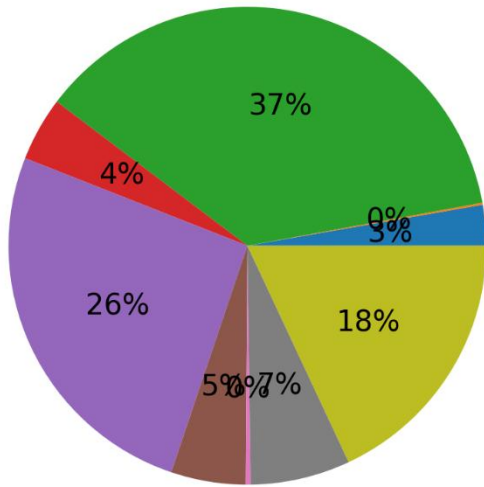
De Anza College Demographics: Ethnicity

Fall 2025 (Total: 18,145)
 African-American: 499 (3%)
 American Indian/Alaskan Native: 24 (0%)
 Asian: 6,681 (37%)
 Filipino: 785 (4%)
 Hispanic: 4,683 (26%)
 Multi-Ethnicity: 917 (5%)
 Pacific Islander: 58 (0%)
 Unknown: 1,226 (7%)
 White Non-Hispanic: 3,272 (18%)

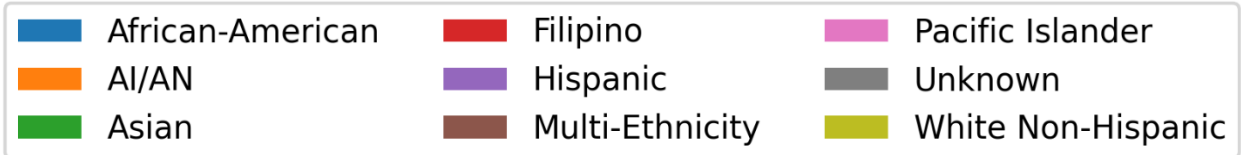
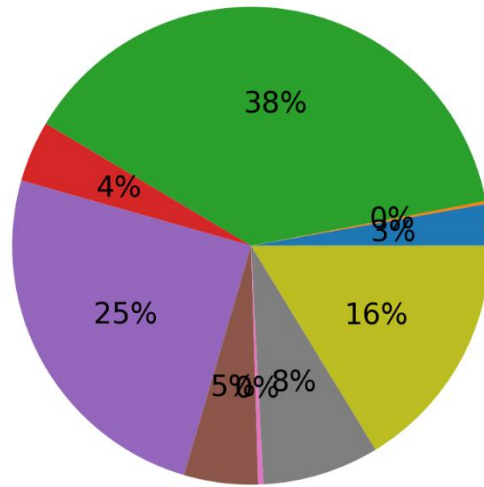
Spring 2025 (Total: 15,790)
 African-American: 443 (3%)
 American Indian/Alaskan Native: 31 (0%)
 Asian: 6,072 (38%)
 Filipino: 654 (4%)
 Hispanic: 3,927 (25%)
 Multi-Ethnicity: 790 (5%)
 Pacific Islander: 55 (0%)
 Unknown: 1,248 (8%)
 White Non-Hispanic: 2,570 (16%)

Source: https://datamart.cccco.edu/students/Student_Headcount_Term_Annual.aspx

Fall 2025

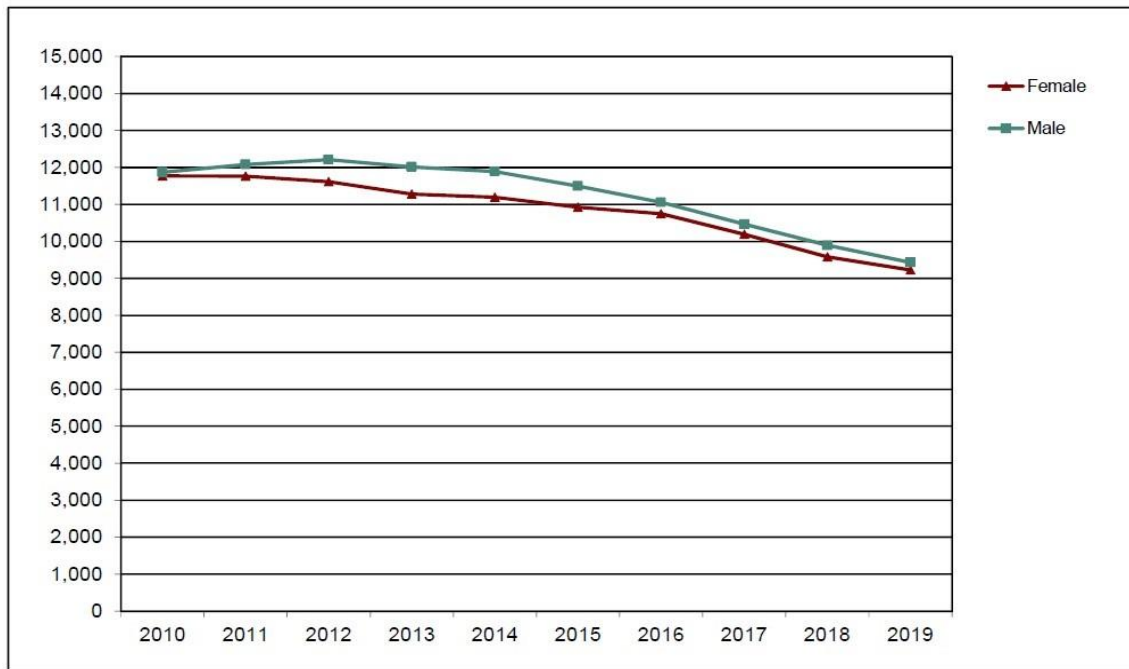


Spring 2025



De Anza College Demographics: Gender Ten Year Trends

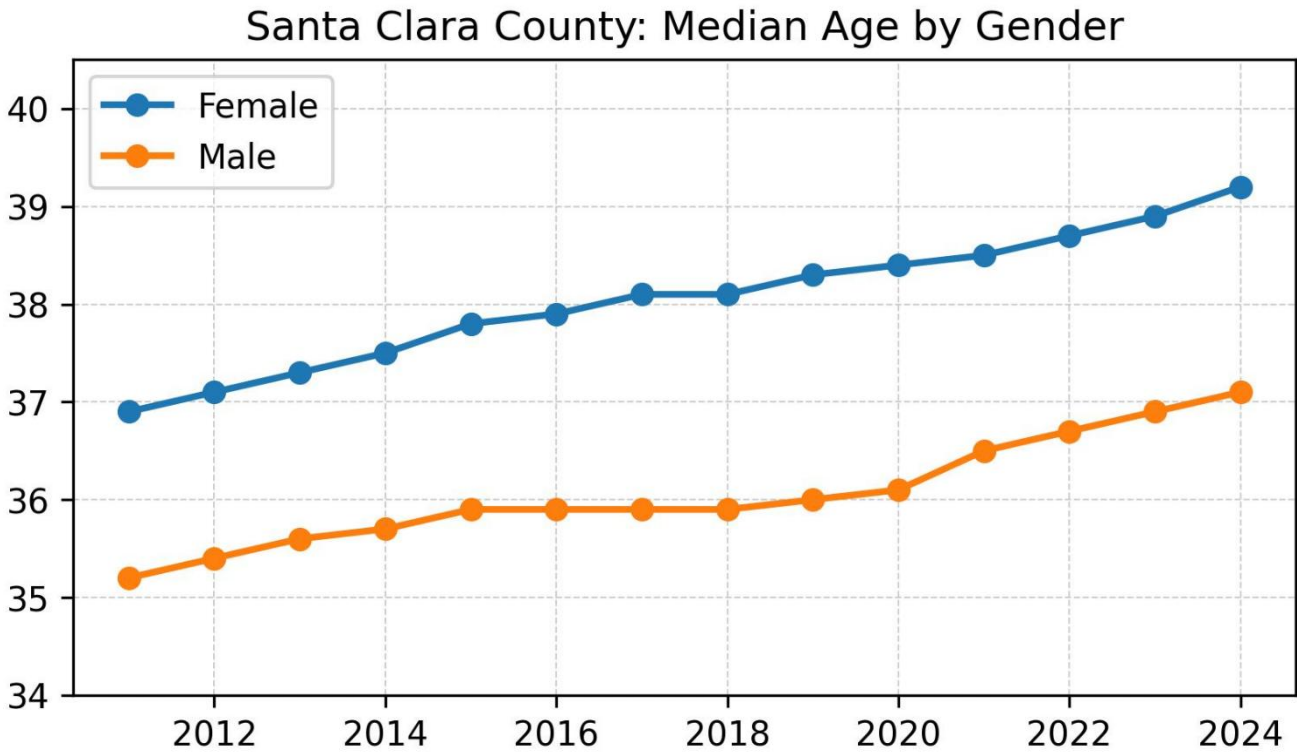
Fall End-of-Term Headcount Frequency Distribution by Gender



Source: <https://research.fhda.edu/factbook/deanza-demographic-trends.html>

SANTA CLARA COUNTY DEMOGRAPHICS

Santa Clara County Demographics: Gender

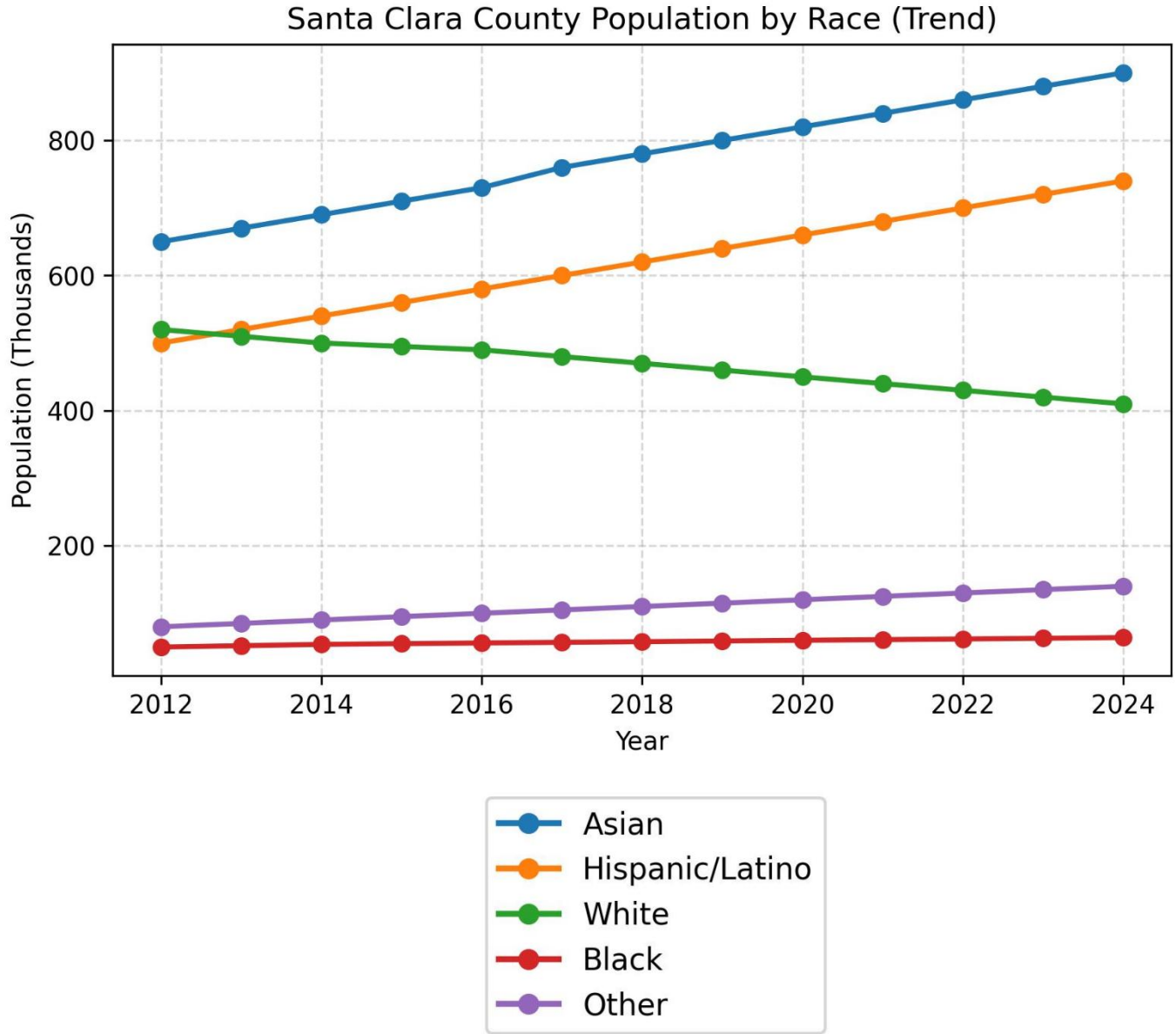


Source: U.S. Census Bureau, American Community Survey (ACS) (2011 – 2024)

(www.census.gov/programs-surveys/acs/data/data-via-ftp.html), with minor processing by Data Commons

https://datacommons.org/place/geoid/06085?utm_medium=explore&mprop=count&popt=Person&hl=en#

Santa Clara County Demographics: Ethnicity



Source: U.S. Census Bureau, American Community Survey (ACS) (2011 – 2024)

(www.census.gov/programs-surveys/acs/data/data-via-ftp.html), with minor processing by Data Commons

https://datacommons.org/place/geoid/06085?utm_medium=explore&mprop=count&popt=Person&hl=en#

Appendix A

RELEVANT STATE AND FEDERAL WEBSITES

AB 953: The Racial and Identity Profiling Act of 2015

<https://oag.ca.gov/ab953/>

California Community Colleges Chancellor's Office

<http://www.cccco.edu/>

Institutional Security Policies and Crime Statistics

<https://www2.ed.gov/policy/highered/reg/hearulemaking/2014/vawa3-finalconsensus.pdf>

POST: Racial and Identity Profiling Act (RIPA)

<https://post.ca.gov/Racial-and-Identity-Profiling-Act>

U.S. Department of Education – Family Educational Rights and Privacy Act (FERPA)

<http://www2.ed.gov/policy/gen/guid/fpco/ferpa/index.html>

U.S. Department of Education – Campus Security

<https://www2.ed.gov/admins/lead/safety/campus.html>

Appendix B

IMPORTANT TELEPHONE NUMBERS

EMERGENCY

9-1-1

CELL PHONES FOR **ON-CAMPUS EMERGENCIES ONLY**

408-924-8000

FHDA POLICE DEPARTMENT - BUSINESS

650-949-7313

FHDA POLICE DEPARTMENT – RECORDS

650-949-7513

FHDA POLICE DEPARTMENT – LIVE SCAN (Fingerprinting)

650-949-7925

FHDA POLICE DEPARTMENT – FAX

650-941-4963

Appendix C

SOCIAL MEDIA LINKS

Website – <https://police.fhda.edu/>

Twitter – @FHDA_Police

Facebook – @FHDAPolice

Instagram - @fhdapolice

